

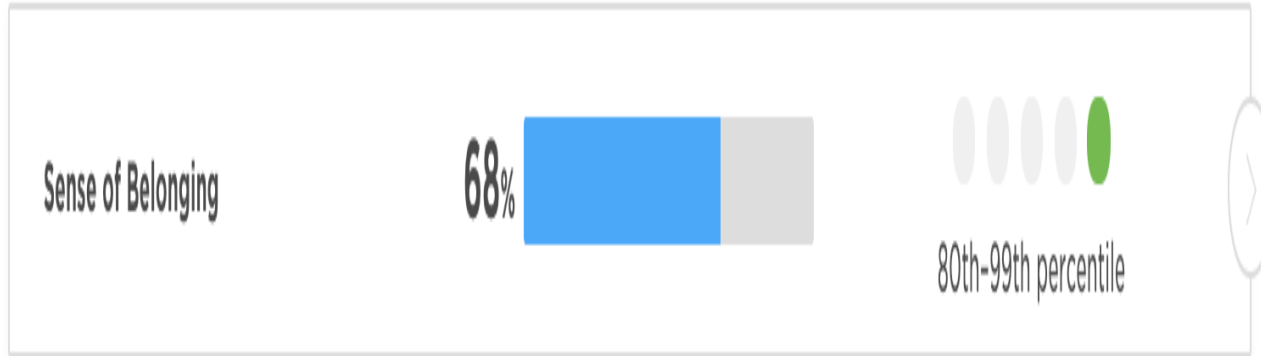
Lodi Unified School District  
Panorama SEL Survey Cycle 1

Board of Education  
August 17, 2021

Jeff Palmquist  
Aisha Brice

# Executive Summary

- Survey window May 3<sup>rd</sup> - 21<sup>st</sup>
- All 3<sup>rd</sup>-12<sup>th</sup> grade students were given the opportunity to take the SEL survey
  - 13,656 students in grades 3-12 completed the survey
  - 64% Districtwide Response Rate
- SURVEY TOPICS: positive feelings, social awareness, self-efficacy, emotional regulation, sense of belonging, challenging feelings, and free response
  - Topics aligned to CASEL Competencies
  - National Benchmarks present for all topics
- Survey data provided insight on how sites can support students social-emotional well-being at the tier 1, tier 2, and tier 3 level
- Survey cycles for 2021-2022 school year:
  - Fall SEL survey window: August 30<sup>th</sup>- September 10<sup>th</sup>
  - Winter SEL survey window: January 17<sup>th</sup>- January 28<sup>th</sup>
  - Spring SEL survey window: May 2<sup>nd</sup>- May 13<sup>th</sup>



## Sense of Belonging:

How much students feel they are valued members of the school community

## Bright Spot!

Sense of Belonging had the most favorable response for grades 3-5.

\*Especially challenging for Panorama district partners given the pandemic and remote environment

## Insight #1 Sense of Belonging Grade 3-5



QUESTION

› How much support do the adults at your school give you?

**76%**  
responded favorably



QUESTION

› Overall, how much do you feel like you belong at your school?

**75%**  
responded favorably



### Highlight!

Overall, the two most favorable questions relate to students feeling supported by adults and feeling like they belong. ELL students responded more favorably on the Sense of Belonging questions.

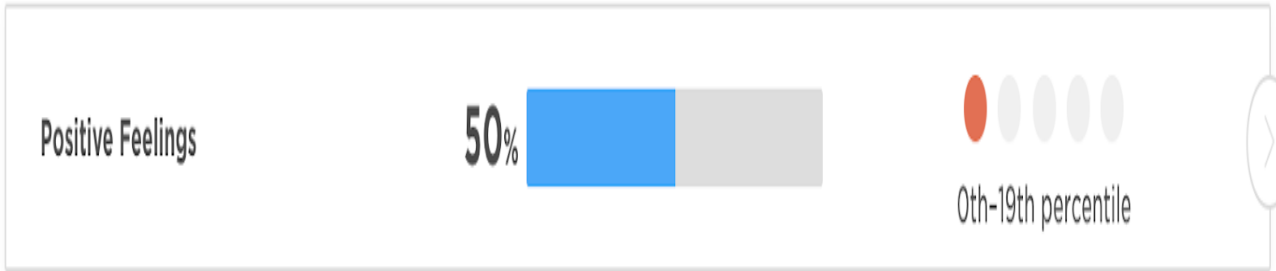
#### Student ELL Status

Student  
Foster/Homeless

Student Gifted Status

No 67%

Yes 69%



## Positive Feelings:

How frequently students experience positive feelings

## Highlight!

At first glance, students in grades 6-12 responded 50% favorable to the questions on Positive Feelings

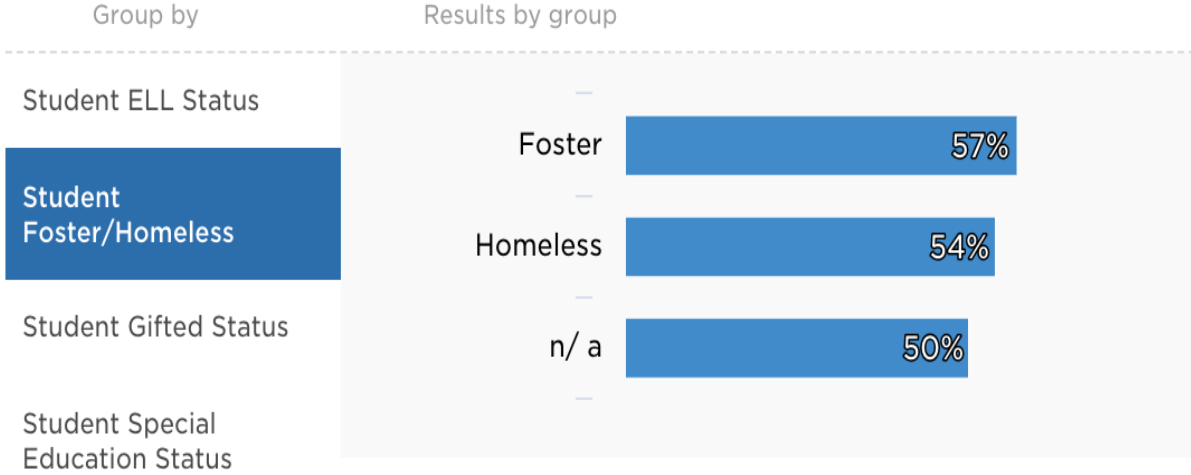
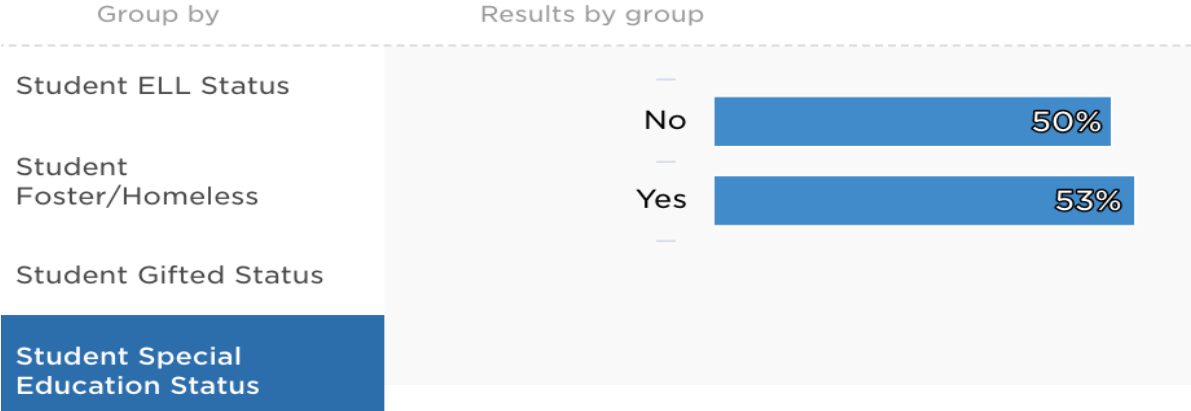
## Insight # 2 Positive Feelings Grades 6-12



# Insight #2 continued...

## Bright Spot!


When we disaggregate the data in subgroups, SPED students and Foster/ Homeless students are experiencing positive emotions more frequently.




## Social Awareness:

How well students consider perspectives of others and empathize with them

### Grade 3-5



### Grade 6-12



## Insight # 3 Social Awareness



## Insight # 3 continued...

**Actionable Insight:** Displayed below is the question that had the least favorable response for both grade bands. If we think about the topic, Social Awareness, it might be challenging for students to empathize with others if they are having difficulty describing their own feelings. When analyzing the demographic breakdowns, there are more differences in responses.

### Grade 3-5

#### QUESTION

› During the past 30 days...How clearly were you able to describe your feelings?

**48%**  
responded  
favorably



### Grade 6-12

#### QUESTION

› During the past 30 days...How clearly were you able to describe your feelings?

**30%**  
responded  
favorably





# Find Strategies to Support



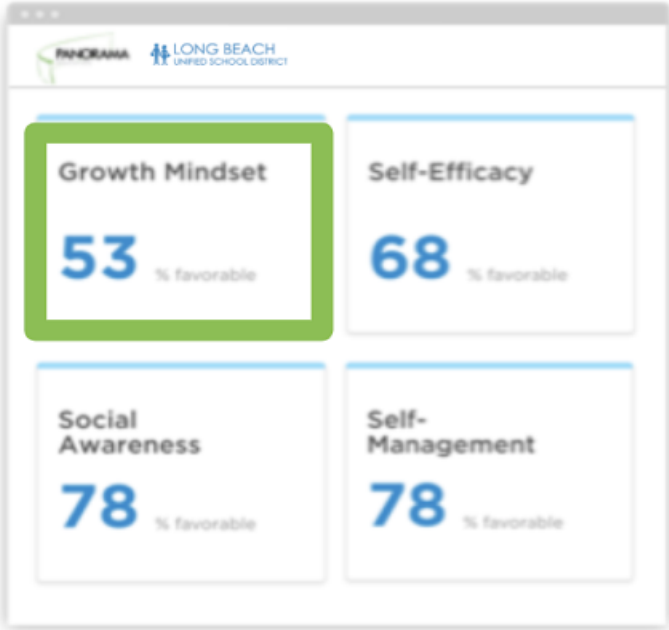
- Hundreds of classroom strategies written by Open Circle, Character Lab, Teaching Tolerance, Second Step, and successful teachers in Panorama's community
- Topics include Sense of Belonging, **Emotion Regulation**, Student Engagement, Teacher-Student Relationships, School Climate, and more
- Includes relevant articles and academic papers that connect the research behind your survey topics



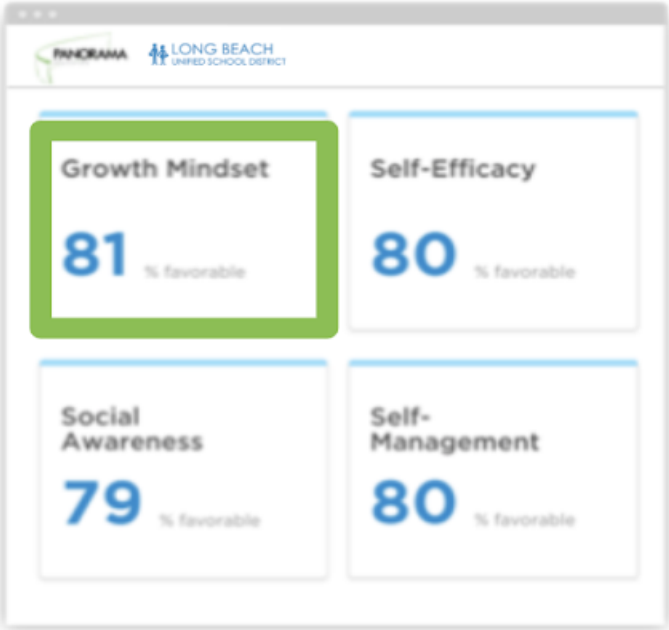
A screenshot of a web browser displaying the Panorama Education Playbook website. The browser's address bar shows the URL 'https://playbook.panoramaed.com/topics/7'. The website's navigation bar includes 'Projects', 'Results', and 'Playbook' (which is highlighted). Below the navigation bar, there are several menu items: 'Character Lab', 'My Playbook', and 'Share your own moves'. A secondary navigation bar lists categories: 'GRIT', 'GROWTH MINDSET', 'PEDAGOGICAL EFFECTIVENESS', 'SCHOOL AND CLASSROOM CLIMATE', 'TEACHER-STUDENT RELATIONSHIPS', and 'MORE TOPICS'. The main content area features a section titled 'Growth Mindset' with a sub-heading 'The Panorama Student Survey and Panorama's SEL Measures ask students to answer questions about the extent to which they believe they have the potential to change the factors that are central to their performance in the classroom and school. Research indicates that students who self-report higher levels of growth mindset tend to do better academically and a greater sense of confidence when confronting new challenges.' Below this, there are 'Questions on the Panorama Student Survey and Panorama's SEL Measures related to Growth Mindset include:' followed by two bullet points: 'In school, how possible is it for you to change...behaving well in class?' and 'In school, how possible is it for you to change...being talented?'. A link 'Explore moves related to Growth Mindset to find strategies to cultivate your students' growth mindset.' is provided. At the bottom of the article, there is a 'Highest rated moves' section featuring a photo of a diverse group of students in a classroom. To the right of the photo is an article preview titled 'Let Students Correct Their Tests' by James Schafer, with a 5-star rating and a 'Read More' button. A 'Share feedback' button is located at the bottom right of the page.

# SEL Growth Over Time

School Year 2014-2015



School Year 2015-2016



School Year 2016-2017

