

Lodi Unified School District LCAP Mid-Year Update

February 6, 2024

Budget Overview for Parents

Goal	Funds Budgeted	Funds Expended (11/30/23)	% Expended (11/30/23)
Goal 1	\$453,163,900.00	\$133,096,358.59	29%
Goal 2	\$996,935.00	\$414,688.92	42%
Goal 3	\$9,912,656.00	\$3,020,420.13	30%
Goal 4	\$1,269,249.00	\$196,520.77	15%

Mid-Year Update Highlights

- Most actions have been partially implemented
- 7.4% increase in EL reclassification
- 1.5% increase in students meeting standard or above on the SBAC Math
- 3 points closer to standard in Math
- 6.95% increase in 11th graders earning standard met or above on the SBAC ELA
- 4.05% improvement in attendance
- 8.6% improvement in chronic absenteeism
- Attendance for all designated subgroups shows growth
- Foster youth and students with disabilities showed growth in ELA
- African American/Black students, foster youth and students with disabilities showed growth in math and a reduction in suspension rate
- High school graduation rates improved for foster youth and students with disabilities

Mid-Year Update Reflections

- CTE Pathway Completion
- Working with our homeless population to improve all areas identified for differentiated assistance
- State Seal of Biliteracy
- Working to increase graduation rates
- Additional growth on the SBAC
- Continued reduction of suspensions



Supporting Documents
Included on the Following
Slides



Expenditure of Action Outcomes & Implementation

Planned	In Progress	Fully Implemented
<p>Some LCAP Actions may not have been implemented or started:</p> <ul style="list-style-type: none">• Shifting priorities from the start of the year• Planned actions are scheduled to begin January 2024	<p>Some LCAP Actions will be in progress:</p> <ul style="list-style-type: none">• Planned PD may have started but not all staff has had the opportunity to participate• Some staff may have been hired for a particular action, but recruitment is continuing	<p>Some LCAP Actions will be completed:</p> <ul style="list-style-type: none">• Materials and technology have been purchased• Safety measures in place and fully implemented

LCAP Goal 1

Lodi USD will promote and create learning environments with highly qualified personnel that will maximize access to the academic core for all, including Low Income, English Learners, Reclassified, Foster Youth and Special Education students, as well as provide enrichment opportunities and Career Technical Education to prepare our students to be college and career ready.

Goal 1 Metrics

15 Metrics in goal 1

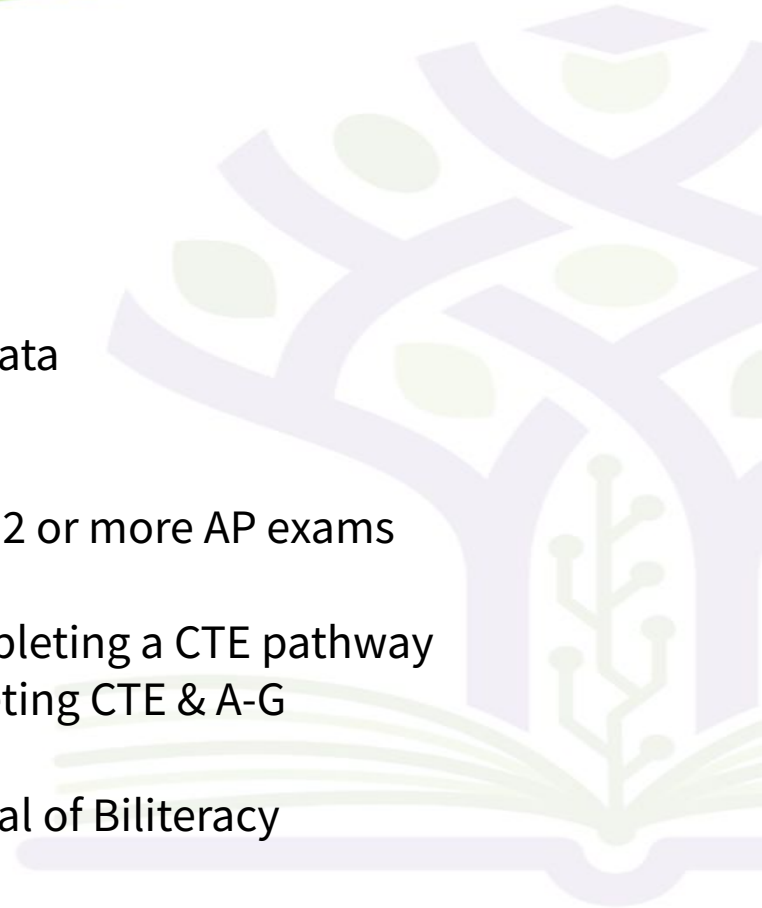
8 metrics do not have an update available

3 metrics show growth based on the prior metric data

- 0.5% increase in A-G completion
- 7.4% increase in EL reclassification
- 0.9% increase in percentage of pupils passing 2 or more AP exams

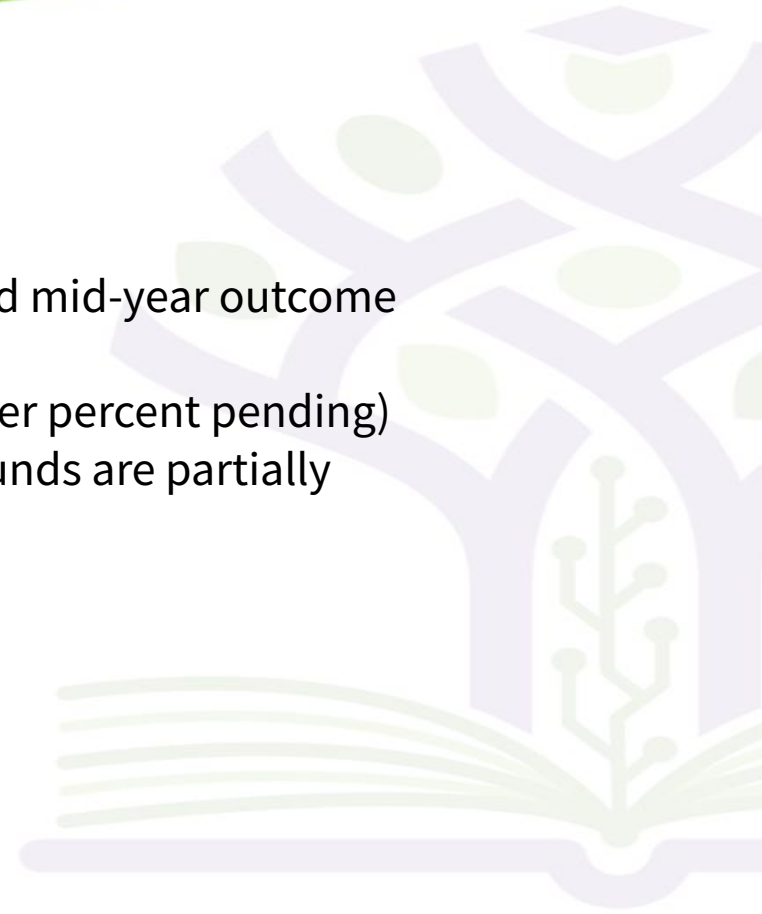
4 metrics demonstrate a slight decline

- 0.8% decrease in percentage of students completing a CTE pathway
- 0.8% decrease in percentage of pupils completing CTE & A-G
- 0.2% decrease in EL progress through ELPAC
- 0.8% decrease in pupils receiving the State Seal of Biliteracy



Goal 1 Actions

- 18 actions are being partially implemented
- 5 actions have already contributed to increased mid-year outcome data
- 29% of all funds expensed as of 11/30/23 (higher percent pending)
- ESSER III and Learning Recovery Block Grant funds are partially funding several actions



LCAP Goal 2

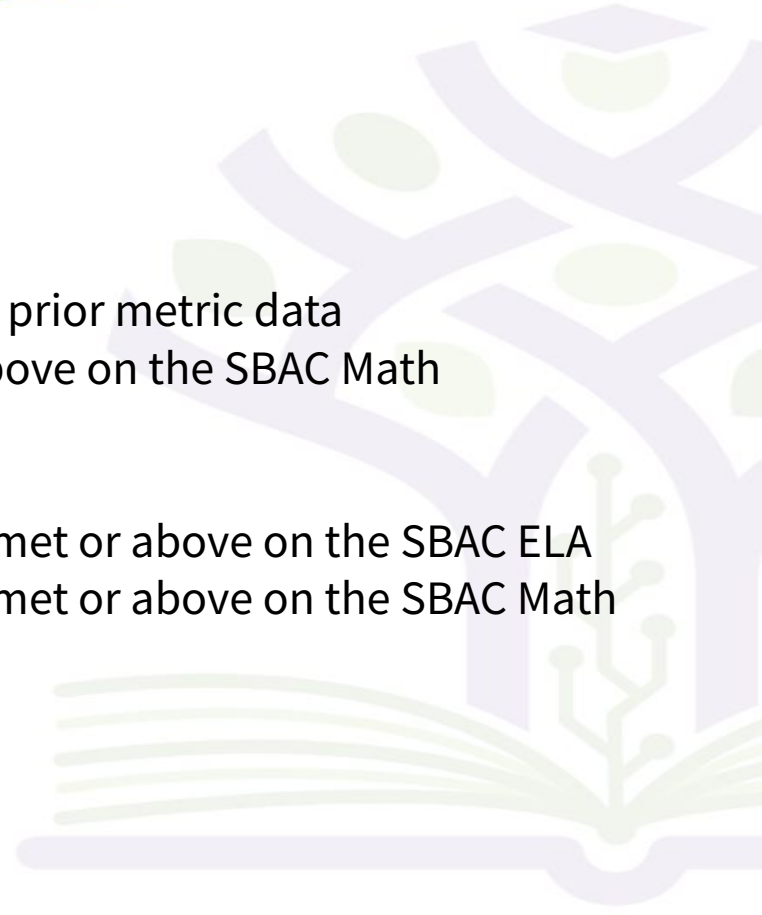
All students including targeted students will demonstrate proficiency in literacy, mathematics, and technology to prepare students to be college and career ready.

Goal 2 Metrics

3 metrics in goal 2

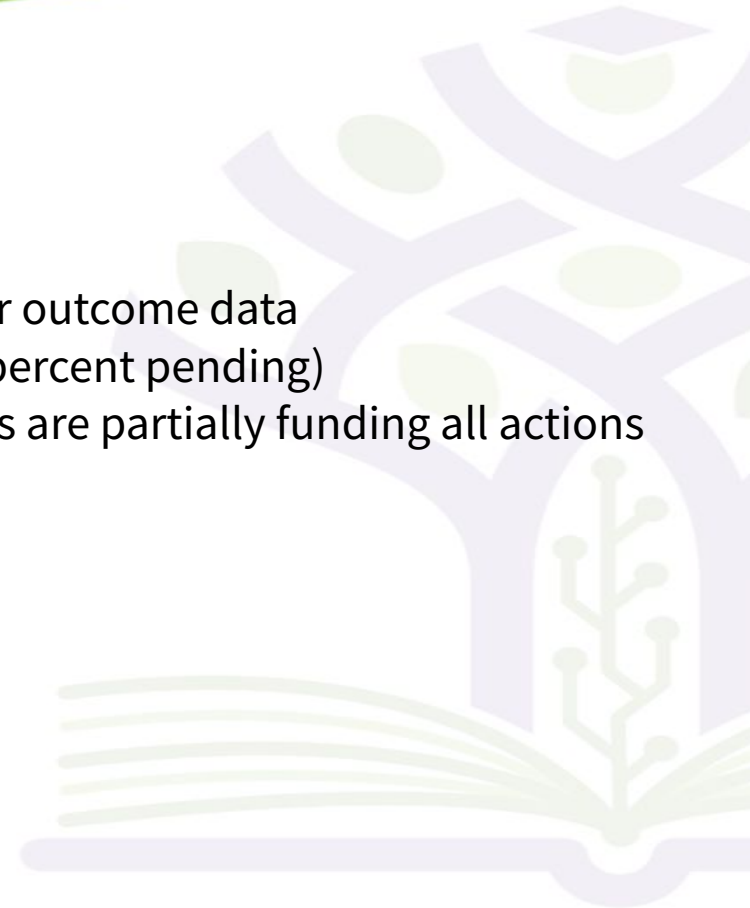
All 3 metrics show growth or maintained based on the prior metric data

- 1.5% increase in students meeting standard or above on the SBAC Math
- 1 point closer to standard in ELA
- 3 points closer to standard in Math
- 6.95% increase in 11th graders earning standard met or above on the SBAC ELA
- 0.46% increase in 11th graders earning standard met or above on the SBAC Math



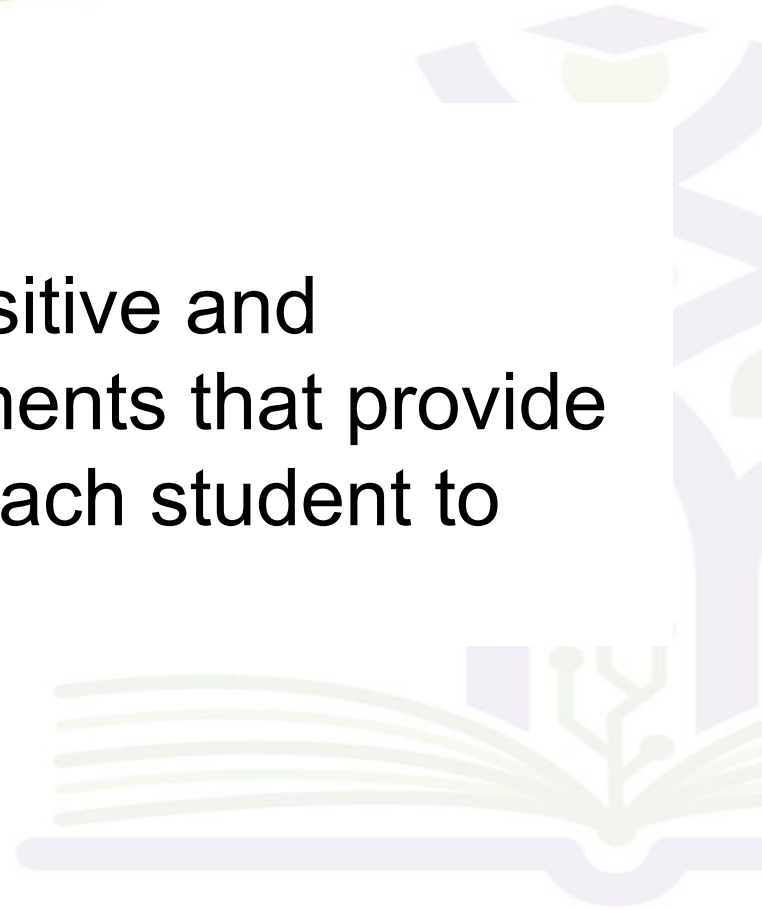
Goal 2 Actions

- 4 actions are being partially or fully implemented
- All actions have contributed to increased mid-year outcome data
- 42% of all funds expensed as of 11/30/23 (higher percent pending)
- ESSER III and Learning Recovery Block Grant funds are partially funding all actions



LCAP Goal 3

Lodi USD schools will be positive and supportive learning environments that provide maximum opportunities for each student to succeed.



Goal 3 Metrics

9 metrics in goal 3

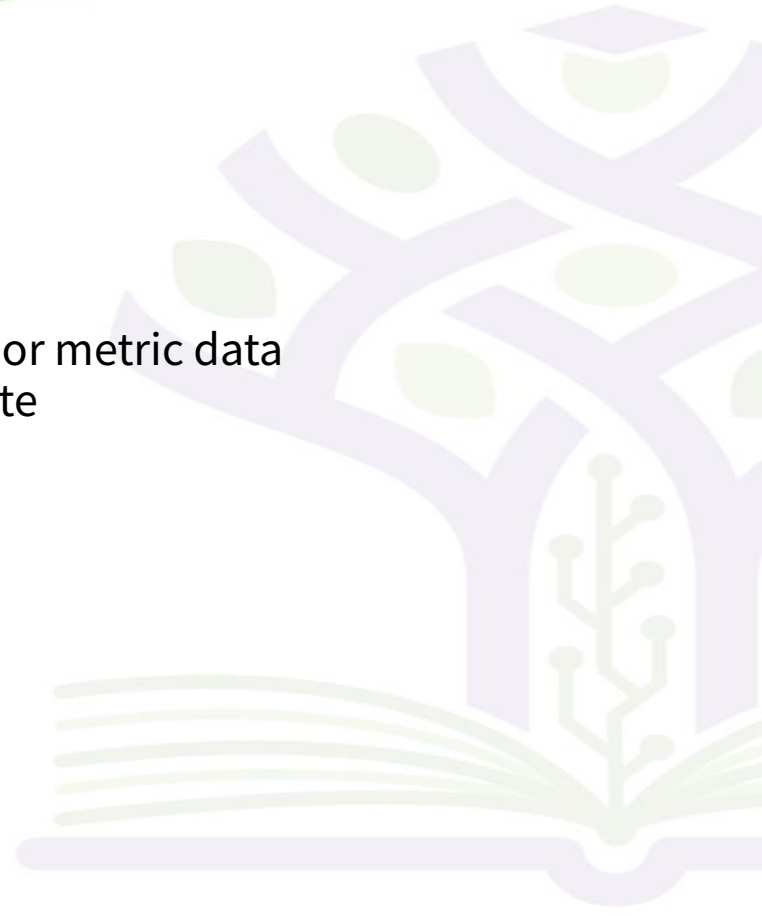
2 metrics do not have an update available

5 metrics show growth or maintained based on the prior metric data

- 0.98% improvement in middle school drop out rate
- 4.05% improvement in attendance
- 8.6% improvement in chronic absenteeism
- 0.11% improvement in high school dropout rate
- The expulsion rate remained the same

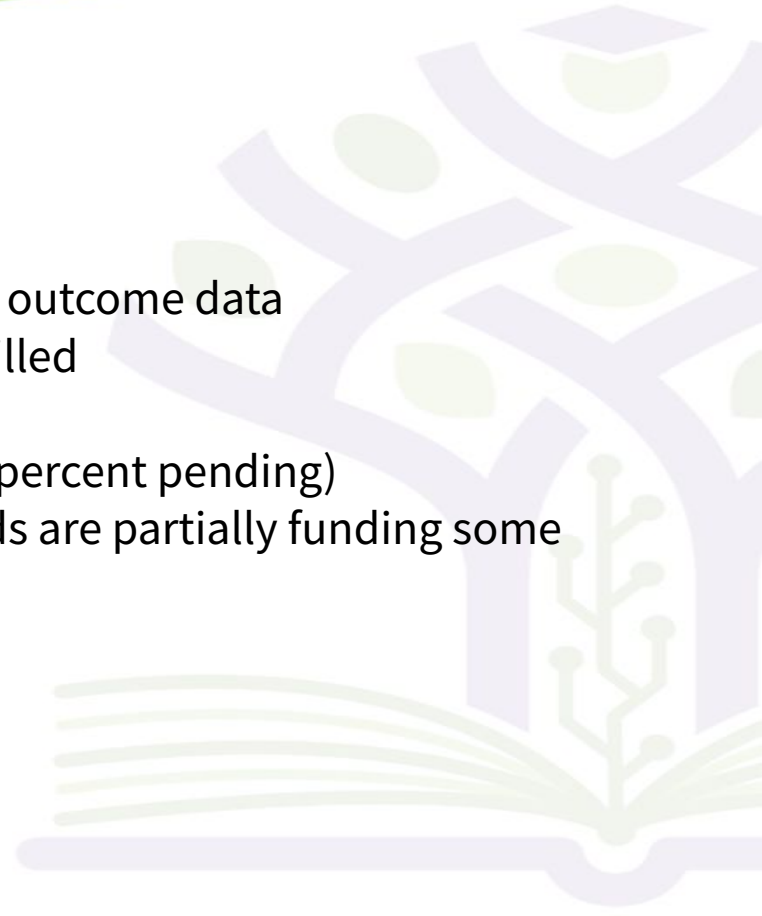
2 metrics demonstrate a slight decline

- 0.3% increase in suspension rate
- 2.1% decrease in the high school graduation rate



Goal 3 Actions

- 6 actions are being partially implemented
- 2 actions have contributed to increased mid-year outcome data
- 35/42 bilingual community liaison positions are filled
- All CWA community liaison positions are filled
- 30% of all funds expensed as of 11/30/23 (higher percent pending)
- ESSER III and Learning Recovery Block Grant funds are partially funding some actions



LCAP Goal 4

Increase access to school by decreasing chronic absentee and suspension rates. By increasing educational access to Students Experiencing Homelessness, Black/African American students, foster youth, and students with disabilities, greater student achievement will follow, with a corresponding higher graduation rate for Foster Youth and Students with Disabilities.

Goal 4 Metrics

7 metrics in goal 4

3.5 metrics do not have an update available

Metrics showing growth or maintained based on the prior metric data

- Attendance for all subgroups shows growth
- Foster youth and students with disabilities showed growth in ELA
- African American/Black students, foster youth and students with disabilities showed growth in math
- High school graduation rates improved for foster youth and students with disabilities
- Suspension rates improved for African American/Black students, foster youth and students with disabilities

Metrics demonstrating a slight decline

- African American/Black students and homeless students showed a decline in ELA
- Homeless students showed a decline in math and increase in suspension rate

Goal 4 Actions

- 4 actions are being partially implemented
- 2 actions are planned and implementation is beginning
- All CWA community liaison positions are filled
- BCBAs are in place
- 15% of all funds expensed as of 11/30/23 (higher percent pending)
- ESSER III and Learning Recovery Block Grant funds are partially funding some actions

